

CATTLE IDENTIFICATION & TRACING

Tagging –

Cattle born before 1st January 1998 may be identified with a single tag
Cattle born after 1st January 1998 must have a DEFRA approved tag in each ear.

Cattle born after 1st July 2000 must be identified with an all-numeric tag.

Under Community rules producers are required to limit their orders to one year's supply of cattle ear tags.

All cattle must be double tagged within 20 days of birth or before leaving the holding of birth. Dairy calves must be fitted with a single tag within 36 hours of birth and both tags must be applied before the animal is moved for the first time.

Tag description

Primary tag must be yellow and a minimum size of 45mm high x 55mm wide. Characters must be a minimum of 5mm high.

Secondary tag can be metal or plastic and must contain the same information as the Primary tag. Space can be created for management information on the Secondary tag.

Marking

It is a legal requirement for both Primary and Secondary tags to carry the following information

Crown (GB logo)-
Country Code – UK

Unique animal number made up of -

Herd number of birth 6 digits - **123456**

Single Check digit - **1 – 7**

Individual ID number 5 digits – **12345**

Ordering Tags

ALLFLEX Official Cattle Tags and Replacement tags can be ordered from your local Agricultural Merchant. To enable efficient processing of orders for Official tags for new born animals, please supply your **Name and address; Herd Number, farm address code (CPH), type and number of tags required together with the start number for the run of tags.**

Best Cattle Tagging Practice

- Make sure that you or your operator is properly trained and competent in the application of ear tags. Read the Health & Safety Executive's advice on the handling and housing of cattle (Agriculture Information Sheet 35).
- Make sure that you are using the correct applicator for the model of tag that you are fitting. Always follow the manufacturer's instructions.
- Fit in cool weather (where possible) to minimise infection.
- Secure the animal's head to prevent jerking during tagging.
- Apply tags under hygienic conditions. The operator's hands, the ear, the tag and the applicator should be clean. Disinfect as necessary using an appropriate solution.
- When fitting plastic tags, make sure that the tags line up correctly on the applicator and will lock together when correctly fitted.
- In the case of plastic tags, ensure that both parts of the tag have the same number.
- In the case of plastic tags, the female part of the tag should always be on the inside of the ear. This will reduce the chance of the tag snagging or catching on obstructions such as fences, gates and feeding troughs. The male part of the tag should always enter from the back of the ear.
- Check the ear after about 10 days for signs of damage or infection. Consult your veterinary surgeon as necessary.
- Store unused tags in a clean, dry container.

ALLFLEX has been involved with livestock identification for over 50 years and is a market leader, producing around 500 million tags a year.

ALLFLEX has an established network of merchants throughout England, Scotland, Northern Ireland, Wales and the Channel Isles.

The administration and distribution of all our products is managed from our base in the Scottish borders.

As well as the tags covered in this leaflet, ALLFLEX is able to supply a complete range of animal identification products.

ALLFLEX is a market leader in the development of Electronic Identification systems for use in on-farm management and official applications.

For your local distributor details please contact us on the number below.

ALLFLEX EUROPE (UK) Ltd

Unit 7, Galalaw Business Park
Hawick, Roxburghshire TD9 8PZ

Telephone: 01450 364120

Free fax: 0800 783 6328

Email: sales@allflex.co.uk

Website: www.allflex.co.uk

Your ALLFLEX merchant:



Official Cattle Ear Tag and Application Systems





**OFFICIAL
PRIMARY TAGS**

**OFFICIAL SECONDARY
(MANAGEMENT) TAGS**

**REPLACEMENT
TAGS**

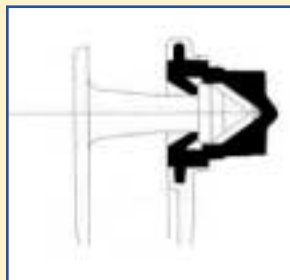


ULTRA

**high retention
female**




ALLFLEX has developed ULTRA, a unique new female head that offers far superior retention, combined with ease of rotation, compared to standard female heads. ULTRA is already widely used throughout Europe due to the increased security and retention that it offers.




Available in Senior, Medium and Junior sizes

ULTRA




**Available in
Senior,
Medium and
Junior sizes**

MEDIUM



BUTTON



All the above are also available as match-up tags. Please see our Price List for full information and permissible numeric combinations.


ALLFLEX offer a 24 hour nominated delivery service using 1st Class post for all replacement tags. This service is readily available through your local agricultural merchant.

To ensure the efficiency of this service please provide your merchant clearly and accurately with your required delivery address, Owners Herd and CPH number together with the animal number of the lost tag.

The service also covers replacements for Alpha Numeric tags, Pre UK tags and Foreign replacement tags. Please contact your local stockist or merchant for details.


NB If the animal is bought into the herd, please clearly give the herd number and individual animal number of the replacement tag.

**Button
Replacement**



ULTRA

Available in Senior
and Medium sizes.



ALLFLEX applicators

All these tags should be applied using the ALLFLEX TOTAL TAGGER, fitted with a red pin

